

# RECLAIMED

DESIGNWORKS

PROUDLY MADE BY  
AMERICAN HANDS  
IN THE USA

## RECLAIMED TIMBER COMPONENTS

### ANTIQUE RECLAIMED SOLID FACTORY BEAMS

#### 100% RECLAIMED – 100% AUTHENTIC

Our authentic reclaimed antique beams are authentic rough sawn factory beams harvested from centuries-old industrial structures from America’s heartland. The original unique marks and edges in each piece show the unique character these beams had.

#### AUTHENTIC WOOD FROM OUR NATION'S PAST

Reclaimed DesignWorks reclaimed factory beams were cut and used 100-200 years ago to grow & support the Industrial Revolution of this great nation. Each beam is meticulously selected to create the focal point of any project. Every piece will be specially selected, surface de-nailed, heat-treated, pressure washed, and kiln-dried to ensure stability and longevity of beauty. True beauty earned with age. Each piece is individually inspected and graded to ensure durability, preservation and long life. A variety of color options also assure a tasteful pairing with any residential, commercial, or retail project.

SOLID RECLAIMED FACTORY BEAM SPECS:	
Hand-selected from weathered barns of the American Northeast, each piece made is individually inspected and graded to ensure durability, preservation and long life.	
STANDARD SIZES	<ul style="list-style-type: none"><li>- 4 Sided 6" x 6" Nominal - Up to 192" in Length</li><li>- 4 Sided 6" x 8" Nominal - Up to 192" in Length</li><li>- 4 Sided 8" x 8" Nominal - Up to 216" in Length</li><li>- 4 Sided 10" x 10" Nominal - Up to 216" in Length</li><li>- 4 Sided 6" x 6" Nominal - Up to 192" in Length</li><li>- 4 Sided 8" x 8" Nominal - Up to 216" in Length</li><li>- 4 Sided 10" x 10" Nominal - Up to 216" in Length</li><li>- 4 Sided 10" x 12" Nominal - Up to 216" in Length</li></ul>
AVAILABLE LENGTHS	Custom Lengths & Widths available upon request
NOMINAL THICKNESS	+/- 1"
AVAILABLE FINISH	Unfinished (standard finish), wax finish (additional cost, see next page for options)
STANDARD PREP	<ul style="list-style-type: none"><li>- Surface De-nailed &amp; defected</li><li>- Kiln dried (for interior use)</li><li>- Pad Sanded all sides</li><li>- Ends not 100% square (additional fitment required at job site)</li></ul>
SPECIES	Based on wood available & used to build each structure
LENGTH & WIDTH VARIANCE	<ul style="list-style-type: none"><li>- Lengths are not exact. Additional fabrication may be needed during installation.</li><li>- Ends are not 100% square.</li><li>- Widths are nominal +/- 1"</li></ul>



#### FACTORY BEAM SPECIFICATIONS:

- Surface De-nailed
- Bug Sprayed
- Nominal Width Equals +/- 1"
- Lightly Pad Sanded
- Power Washed
- Kiln Dried
- Nominal Thickness Equals +/- 1"

\*Please note that each beam we select for your order was cut 80-150 years ago using different methods than we have today. The sawyer was an artist and depending on how they were taught and what saw or blade they were using dictated the type of saw marks created. Each beam created is truly one-of-a-kind. Some beams may have one freshly cut face to get the size specifications that you request.

# RECLAIMED

## DESIGNWORKS

PROUDLY MADE BY  
AMERICAN HANDS  
IN THE USA


### RECLAIMED TIMBER COMPONENTS

### FINISHING OPTIONS

LIMING WAX




EBONY




RUSTIC PINE



TUDOR BROWN



LIGHT BROWN



DARK BROWN




GOLDEN OAK




ANTIQUE  
MAHOGANY



TEAK



CLEAR



\*Briwax is a wax based finish with great longevity and luster. Please note that each piece of wood has its own natural colors and characteristics. The sample colors above are a general representation of the color. Depending on the age, specie and patina of the wood, the color will vary. Clear Briwax is just that. It is a clear wax that shows the original beauty and color of the wood itself. If you have any further questions, please call or email us at [sales@reclaimeddesignworks.com](mailto:sales@reclaimeddesignworks.com)