

RECLAIMED

DESIGNWORKS

PROUDLY MADE BY
AMERICAN HANDS
IN THE USA

RECLAIMED TIMBER COMPONENTS

ANTIQUE RECLAIMED SOLID BARN BEAMS

100% RECLAIMED – 100% AUTHENTIC

Our authentic, antique reclaimed beams are authentic hand-hewn, rough sawn, from vintage centuries-old agricultural structures from America’s heartland. The original unique marks and edges in each piece show the unique character these beams had.

AUTHENTIC WOOD FROM OUR NATION'S PAST

Reclaimed DesignWorks antique reclaimed beams were cut and used 100-200 years ago to build the nation that we know and love today. Each beam is meticulously selected to create the focal point of any project. Every piece will be specially selected, surface de-nailed, heat-treated, pressure washed, and kiln-dried to ensure stability and longevity of beauty. True beauty earned with age. Each piece is individually inspected and graded to ensure durability, preservation and long life. A variety of color options also assure a tasteful pairing with any residential, commercial, or retail project.

SOLID RECLAIMED BARN BEAM SPECS:	
Hand-selected from weathered barns of the American Northeast, each piece made is individually inspected and graded to ensure durability, preservation and long life.	
STANDARD HAND HEWN AND ROUGH SAWN SIZES	<ul style="list-style-type: none">- 4 Sided 6" x 6" Nominal Hand Hewn - Up To 192" In Length- 4 Sided 8" x 8" Nominal Hand Hewn - Up To 216" In Length- 4 Sided 10" x 10" Nominal Hand Hewn - Up To 216" In Length- 4 Sided 6" x 6" Nominal Rough Sawn - Up To 192" In Length- 4 Sided 8" x 8" Nominal Rough Sawn - Up To 216" In Length- 4 Sided 10" x 10" Nominal Rough Sawn - Up To 216" In Length
AVAILABLE LENGTHS	See above for Standard Lengths (custom lengths available upon request)
NOMINAL THICKNESS	+/- 1"
AVAILABLE FINISH	Unfinished (standard finish), wax finish (additional cost, see next page for options)
STANDARD PREP	<ul style="list-style-type: none">- Surface De-nailed & defected- Kiln dried (for interior use)- Pad Sanded- Ends not 100% square (additional fitment required at job site)- Mortise pockets & peg holes to be expected
SPECIES	Based on wood available & used to build each structure
LENGTH & WIDTH VARIANCE	<ul style="list-style-type: none">- Lengths are not exact. Additional fabrication may be needed during installation.- Ends are not 100% square.- Widths are nominal +/- 1"

HAND HEWN OR ROUGH SAWN SPECIFICATIONS:

- Surface De-nailed
- Lightly Pad Sanded
- Kiln Dried
- Bug Sprayed
- Power Washed
- Nominal Thickness Equals +/- 1"
- Nominal Width Equals +/- 1"

*Please note that each beam we select for your order was cut 100-200 years ago using different methods than we have today. Hand hewns beams were cut by hand using a special ax. The sawyer was an artist and depending on how they were taught and what saw or blade they were using dictated the type of saw marks created. Each beam created is truly one-of-a-kind.



RECLAIMED

DESIGNWORKS

PROUDLY MADE BY
AMERICAN HANDS
IN THE USA


RECLAIMED TIMBER COMPONENTS

FINISHING OPTIONS

LIMING WAX



EBONY




RUSTIC PINE



TUDOR BROWN



LIGHT BROWN



DARK BROWN




GOLDEN OAK



ANTIQUE MAHOGANY



TEAK



CLEAR



*Briwax is a wax based finish with great longevity and luster. Please note that each piece of wood has its own natural colors and characteristics. The sample colors above are a general representation of the color. Depending on the age, specie and patina of the wood, the color will vary. Clear Briwax is just that. It is a clear wax that shows the original beauty and color of the wood itself. If you have any further questions, please call or email us at sales@reclaimeddesignworks.com