



RECLAIMED TIMBER COMPONENTS

HAND HEWN or ROUGH SAWN

SPECIFICATIONS:

- Surface de-nailed
- Lightly Pad Sanded
- Kiln Dried
- Bug Sprayed
- Power washed
- Nominal Thickness equals +/- 1"
- Nominal Width equals +/- 1"



HAND HEWN



ROUGH SAWN



ROUGH SAWN

ANTIQUE RECLAIMED Solid Barn Beams

100% RECLAIMED – 100% AUTHENTIC

Our authentic, antique reclaimed beams are authentic hand-hewn, rough sawn, from vintage centuries-old agricultural structures from America's heartland. The original unique marks and edges in each piece show the unique character these beams had.

AUTHENTIC WOOD FROM OUR NATION'S PAST.

Reclaimed DesignWorks antique reclaimed beams were cut and used 100-200 years ago to build the nation that we know and love today. Each beam is meticulously selected to create the focal point of any project. Every piece will be specially selected, surface denailed, heat-treated, pressure washed, and kiln-dried to ensure stability and longevity of beauty.

True beauty earned with age. Each piece is individually inspected and graded to ensure durability, preservation and long life. A variety of color options also assure a tasteful pairing with any residential, commercial, or retail project.

SOLID RECLAIMED BARN BEAM SPECS:

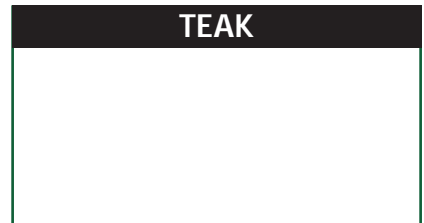
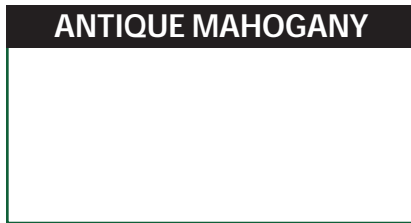



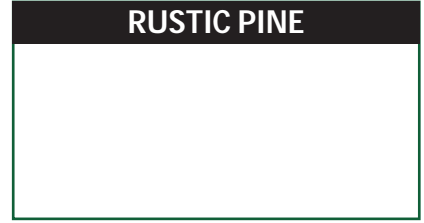
Hand-selected from vintage, weathered barns of the American Landscape, each piece is individually inspected and graded to ensure durability, preservation and long life.

STANDARD HAND HEWN AND ROUGH SAWN SIZES	<ul style="list-style-type: none"> 4 Sided 6" x 6" nominal hand hewn - up to 192" in length 4 Sided 8" x 8" nominal hand hewn - up to 216" in length 4 Sided 10" x 10" nominal hand hewn - up to 216" in length 4 Sided 6" x 6" nominal rough sawn - up to 192" in length 4 Sided 8" x 8" nominal rough sawn - up to 216" in length 4 Sided 10" x 10" nominal rough sawn - up to 216" in length
AVAILABLE LENGTHS	See above for Standard Lengths (Custom Lengths available upon request)
NOMINAL THICKNESS	+/- 1"
AVAILABLE FINISH	unfinished (standard finish), wax finish (additional cost, see next page for options)
STANDARD PREP	<ul style="list-style-type: none"> - Surface De-nailed & defected - Kiln dried (for interior use) - Pad Sanded - Ends not 100% square (additional fitment required at job site) - Mortise pockets & peg holes to be expected
SPECIES	BASED ON WOOD AVAILABLE & USED TO BUILD EACH STRUCTURE
LENGTH & WIDTH VARIANCE	<ul style="list-style-type: none"> - Lengths are not exact. Additional fabrication may be needed during installation. - Ends are not 100% square. - Widths are nominal +/- 1"

*Please note that each beam we select for your order was cut 100-200 years ago using different methods than we have today. Hand hewn beams were cut by hand using a special ax. The sawyer was an artist and depending on how they were taught and what saw or blade they were using dictated the type of saw marks created. Each beam created is truly one-of-a-kind.



RECLAIMED TIMBER COMPONENTS



WORLDWIDE
DESIGNWORKS
RECLAIMED
TIMBER
COMPONENTS
FOR
YOUR
PROJECTS
CALL
800-243-4030
WWW.RECLAIMEDDESIGNWORKS.COM